








Science Sunday	Math Monday	Toddler Tuesday	Weather Wednesday	Thinking Thursday	Foody Friday	Social Saturday
<p>○=Infant/Toddler ■=Preschool Aged ⌘=School Aged ◆=Social/Emotional</p>	<p>1 ○ ■ ⌘ Cut red and white strips of paper. Practice making different patterns using those strips. How many different patterns can you make?</p>	<p>2 ○ ■ ⌘ Read Across America Day! Read your favorite Dr Seuss story with your child! If your child has another favorite story read it instead!</p>	<p>3 ■ ⌘ Read Dr. Seuss - <i>Oh Say Can You Say What's The Weather Today?</i> Or watch the read aloud https://youtu.be/GbqMJS4HNSM</p>	<p>4 ○ ■ ⌘ ◆ Read the Sweetches together, afterwards talk about why it is important to treat everyone equally and fairly. If your child is too young to sit through this story, look and talk about the pictures on each page.</p>	<p>5 ■ ⌘ Make a One Fish Two Fish Snack! Prepare a pack of berry blue Jello, after it sets, add different colored Swedish fish for a fun treat!</p>	<p>6 ○ ■ ⌘ ◆ At bedtime, ask your child about their favorite, least favorite, and silliest part of their day. Ask them one thing they are thankful for. End with affirmations (ex. I am strong, I am a good listener).</p>
<p>7 ○ ■ ⌘ National Cereal Day! Give your child an empty cereal box, scissors, tape, markers and allow them to create!</p> 	<p>8 ○ ■ ⌘ Divide a large sheet of paper or poster board into ten sections, write a number in each section. Count out and place that many stickers in each space.</p>	<p>9 ○ ◆ Tummy Time- You can lay perpendicular to your baby, facing them. Smile and talk to your baby.</p>	<p>10 ○ ■ ⌘ ◆ Make a weather tracking chart with your child to hang on the fridge. Record the weather daily for a week and discuss the changes.</p> 	<p>11 ■ ⌘ ◆ Why do they say "March is in like a Lion and out like a Lamb"? Think about it, discuss, and then create a picture to describe your thoughts!</p> 	<p>12 ○ ■ ⌘ Play restaurant as a family and take turns taking each others orders!</p> 	<p>13 ○ ■ ⌘ ◆ Ask each family member what their favorite song(s) is. Create a playlist and have a dance party!</p>
<p>14 ○ ■ ⌘ ◆ Butterfly Day! Talk about the life cycle of a butterfly with your child. Read <i>The Very Hungry Caterpillar</i> together.</p>	<p>15 ○ ■ ⌘ Count the number of steps it takes to get from one end of your house to the other. What about from your bedroom to the front door?</p>	<p>16 ○ Place a ball on the floor and gently roll it around in front of your baby. Practice rolling back and forth with toddlers.</p>	<p>17 ○ ■ ⌘ ◆ Talk to your child about the different ways to dress for the weather during the year. How should we dress today?</p>	<p>18 ■ ⌘ Ask your child to find things that are similar & different at the same time like a fork and a spoon. Both are utensils but one is for eating salad and one for soup.</p>	<p>19 ○ ■ ⌘ ◆ Choose a few foods you know your child likes, dislikes, and may have never tried. Taste each together, talk about why your child likes or dislikes the food to help them form opinions.</p>	<p>20 ○ ■ ⌘ ◆ Mr. Rogers Day! Celebrate the life of Fred Rogers by wearing a cardigan and being kind to someone!</p> 
<p>21 ○ ■ ⌘ ◆ First Day of Spring Spring is here! Take a walk outside and use your senses. Do you see, hear, or smell signs of spring?</p> 	<p>22 ■ ⌘ Make a post-it number line! On pieces of post-its, invite your child to write numbers on each sheet and then stick them onto the wall in the correct order. How high can you count?</p>	<p>23 ○ ■ ⌘ National Puppy Day! Read a Clifford story together today! Draw or fingerpaint a picture of a dog afterwards.</p> 	<p>24 ○ ■ ⌘ ◆ Talk to your child about how rainbows are made. What colors create a rainbow? Paint or create a rainbow using materials in your home.</p>	<p>25 ○ ■ ⌘ Guessing games are great for building reasoning skills. For example, describe an animal and then let your child guess what it is. Younger learners- make sounds too!</p>	<p>26 ○ ■ ⌘ Spend some time in the kitchen baking with your child today! Try something easy like no-bake cookies or rice krispie treats!</p>	<p>27 ■ ⌘ ◆ Create 'gold' coins using whatever you have around your house. Ask your child who they think would like a gold coin, why, and deliver them!</p>
<p>28 ○ ■ ⌘ ◆ Plant a flower together! Place a few seeds in a plastic cup 1/4 full of soil. Place in a sunny window and water daily! Watch it grow together.</p>	<p>29 ○ ■ ⌘ ◆ Cut out different shapes on different colored paper. Work with your child to create a picture? Can you make a house using these shapes? What about a flower? What else can you make?</p>	<p>30 ○ ■ ⌘ Using Lego Duplo's or other blocks, work with your child to stack blocks. How high can you build? How many stacks can you make?</p>	<p>31 ○ ■ ⌘ Read the <i>Little Cloud</i> by Eric Carle. Discuss the 4 types of clouds. Using cotton balls, allow your child to form the clouds on paper with glue.</p>	<p style="text-align: center;">Learning is Everywhere— March 2021</p> <p style="text-align: center;">There is so much to look forward to during the month of March! Dr Seuss' birthday, the first day of Spring, and Mr. Rogers Day just to name a few. Our Professional Development Team has put together a wide range of activities, books, videos, and games to play with your child as you work your way through the month! Please remember, while we have indicated what age group each activity falls under, use your best judgement and supervision when completing this activities and always follow current COVID-19 guidelines! Enjoy!</p>		