



































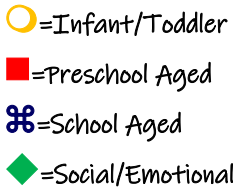






Silly Sunday	Music Monday	Toddler Tuesday	Wild Wednesday	Thankful Thursday	Family Fun Friday	S.T.E.A.M. Saturday
	1  Listen and sing H-E-A-R-T on YouTube! <a href="https://youtu.be/kgAx_sQ0maE">https://youtu.be/kgAx_sQ0maE</a> 	2  Talk with your infant or toddler about all of the ways you love them!	3  <b>Feed the Birds Day!</b> Make a bird feeder today using peanut butter, a pine cone, and birdseed!	4  <b>Thank a Mailman Day!</b> Write a letter or draw a picture for your mailman today! 	5  Have an indoor picnic as a family! Gather your favorite snacks, a picnic blanket, and maybe a story to read!	6  <b>S.T.E.A.M. Saturday!</b> Build a marble run! Use materials from around the house, time & record your attempts! <b>**CAUTION: Marbles can be choking hazards!**</b>
7  <b>Superbowl Sunday!</b> Have a Superbowl Party with your family! Talk about team colors, who might win, take turns adding the score! 	8  Sing and dance along to Boom Chicka Boom for Valentine on YouTube! <a href="https://youtu.be/GPA3ewtp3ng">https://youtu.be/GPA3ewtp3ng</a>	9  Give your child pink/red/white/purple tissue paper. Encourage them to use their fine motor skills to tear the tissue paper into pieces. Next, ask your child to glue the tissue paper to construction paper to create!	10  Take a walk in your backyard or a local park to look for animal tracks! Animal tracks are much easier to see in the winter because of the snow and mud.	11  Create hearts of all different sizes and write 'thank you' notes to friends and family. Discuss how these people improve your life.	12  Create affirmations to repeat every morning. EX. "I am strong", "I am capable", "I am loved"	13  <b>February is Dentist Hygiene Month!</b> Count how many teeth you have! Are they baby teeth or permanent? Talk about ways to take care of your teeth.
14  Fill a storage container or large bowl with ice and invite your child to paint the ice! What happens as they paint or as the ice melts?	15  Pretend your child has a radio show, make a playlist together of the songs they would play and play pretend together!	16  Cut out different sized hearts. Help your child learn "math" terms by saying things such as "look, this heart is the <b>biggest</b> or the <b>smallest</b> , this heart is on <b>top</b> of my head, this heart is <b>behind</b> my back".	17  Take a walk to see how many nests you can spot! Bare, leafless winter trees make for easy nest spotting. Remember, birds are not the only creatures to make nests. Squirrels, mice, and rabbits do too!	18  Using old pictures, magazines, and newspapers, make a photo collage of everything you are thankful for. Take turns presenting finished products to each other.	19  Revisit some of your favorite nursery rhymes, share with your child.	20  <b>Getaway Saturday</b> Since we can't actually go on a vacation, google virtual getaways and field trips to explore a new place! Many websites offer free and educational fieldtrips for children of all ages! 
21  Snap fun and silly pictures with your family. Print the pictures and create a homemade family photo album! 	22  Watch <i>Five Little Hearts</i> on YouTube! <a href="https://youtu.be/n5uoNWgcAAE">https://youtu.be/n5uoNWgcAAE</a>	23  Have the child choose emotions and create ways to describe how they feel. Silly feels like a group of gobbling turkeys. Calm feels like a tree swaying in the breeze.	24  Go outside to look for 3 animals, 3 plants, and 3 rocks, leaves, etc. and then explore and discuss together!	25  <b>Thinking Thursday!</b> Using a group of similar items (buttons, blocks). Work with your child to sort by size, shape, color, etc. Sorting is a great way to promote logical thinking!	26  Take out the sleeping bags or blankets and camp out on the floor for the evening since it is too cold to camp outside!	27  <b>S.T.E.A.M Saturday!</b> <b>Polar Bear Day!</b> Check out this video! <a href="https://www.youtube.com/watch?v=-xEE7K67Xo">https://www.youtube.com/watch?v=-xEE7K67Xo</a> 
28  Turn on music & ask your child to dance until the music stops. When it stops, everyone freezes in that position until the music starts again!	<h1>February 2021</h1> 			<h2>Learning is Everywhere!</h2> <p>February is here and full of fun activities to try with your friends and family! Our Professional Development Team has once again provided a new activity for each day this month. We have also decided to categorize the activities by the day of the week. For example, <i>Toddler Tuesday</i> will highlight activities for our youngest learners while we will have a focus on animals and nature on <i>Wild Wednesday</i>! We hope you have a wonderful month and enjoy these activities with your child!</p>		 <p>  =Infant/Toddler   =Preschool Aged   =School Aged   =Social/Emotional         </p>