



























































































| Sunday   | Monday   | Tuesday  | Wednesday  | Thursday  | Friday   | Saturday  |
|--|--|--|--|---|--|---|
|   | <p align="center"><b>Learning is Everywhere– October 2021</b></p> <p>October is one of our favorite months at CCRC so we made sure to pack October with fun fall activities for your child! Please remember, while we have indicated what age group each activity falls under, use your best judgement and supervision when completing these activities and always follow current COVID-19 guidelines!</p> |  |  |   | <p>1  </p> <p>Pop some popcorn and watch a fall movie like <i>It's the Great Pumpkin Charlie Brown!</i></p>  | <p>2  </p> <p>Hold baby in front of a mirror. Talk and point to body parts such as arms, nose, ears etc.</p>  |
| <p>3  </p> <p>Hunt for magnets with a magnetic wand in a bowl of uncooked oatmeal or rice.</p>   | <p>4  </p> <p>Play "So Big" with baby! Ask: "How big is baby" and then list his arms into the air and say Soo Big!</p>   | <p>5    </p> <p>Teach your child the fingerplay "Five Little Pumpkins"</p>  | <p>6  </p> <p>Read <i>Leaf Man</i> by Lois Ehlert together. Afterwards, make a leaf man with leaves from your yard.</p>  | <p>7  </p> <p>Using leaves from a nature walk and crayons with the paper peeled, make leaf rubbing.</p>   | <p>8   </p> <p>Make S'mores together as a family! Talk about the ingredients and steps it takes to make a smore!</p>  | <p>9   </p> <p>Put on play clothes, a rain jacket, and rain boots and jump in some puddles today! Make mud pies too!</p>   |
| <p>10  </p> <p>Holding baby in front of a mirror and slowly moving away, ask "where did baby go" as a way to play peek a boo!</p>  | <p>11  </p> <p>Halloween Sensory Bin! Mix fake spider webs, plastic spiders, bugs, and fake eyeballs for a spooky sensory bin!</p>   | <p>12  </p> <p>Compare pumpkins in size by putting them in order from smallest to biggest!</p>   | <p>13   </p> <p>Build a spider with playdough using googly eyes, pipe cleaners/straws!</p>  | <p>14 </p> <p>Gather objects that make distinct noises. Jingle, tap, shake for baby. If baby reaches for one, let her explore!</p>   | <p>15   </p> <p>Attend a local high school football game tonight! Cheer on your team! </p> | <p>16    </p> <p>Ask your child to create the game or activity to try today! Encourage them to use their imagination!</p> |
| <p>17    </p> <p>Play a good old fashion game of Hide and Seek today! </p>               | <p>18 </p> <p>Scavenger Hunt Print 10 little pumpkins and number them 1-10. Hide pumpkins and have kiddos work together to find them.</p>   | <p>19   </p> <p>Read <i>There Was An Old Lady Who Swallowed Some Leaves</i> by Lucille Colandro </p>  | <p>20 </p> <p>Glue pieces of different fabrics to a poster board, allow baby to feel each and explore the texture!</p>  | <p>21    </p> <p>Let the kids dress up in costumes and have a parade.</p> | <p>22   </p> <p>Make a "My Favorite Thing" collage using scissors, a glue stick, old magazines, and poster board!</p>   | <p>23  </p> <p>Make a ramp using old cardboard boxes and drive hot wheels cars down the ramp. Which car went the furthest?</p>  |
| <p>24    </p> <p>Go to a pumpkin farm today to pick out pumpkins together! </p> | <p>25   </p> <p>Make Jack-O-Lanterns! For our youngest learners, paint faces; older children may be able to carve with supervision.</p>           | <p>26 </p> <p>Gather several pieces of materials with different textures. Hold baby upright and allow them to feel the textures with their feet.</p>  | <p>27    </p> <p>Read a Halloween story together and then talk about their favorite part of Halloween!</p> | <p>28 </p> <p>Cut little fish shapes from a kitchen sponge and place into a Ziplock bag filled with water. Allow your baby to touch and squeeze!</p>   | <p>29   </p> <p>Using your kitchen or dining room chairs, play airplane, bus, or train. Use stuffed animals as the passengers!</p>                                      | <p>30   </p> <p>Learn about emotions with Mr Potato Head. Draw different types of eyes and lips to interchange on his face!</p>  |
| <p>31   </p> <p>Happy Halloween! Wear orange and black today! Take turns telling silly Halloween stories!</p>   |  |  |  |   |   | <p> =Infant/Toddler</p> <p> =Preschool Aged</p> <p> =School Aged</p> <p> =Social/Emotional</p>                    |